



How to install and join TeamAPP


Dear patrolling members:

As presented at our pre-season meeting, aiming to improve communications and organization we're adopting for this season the TeamAPP mobile app. If you are a patrolling member you are required to install it on your phone by the following steps below.

If you never used TeamAPP, please follow all steps below.

If you're already a TeamAPP user, please jump to step 5.


1. Click [here](#) to go to iTunes or Google Store (don't worry, it is safe).
2. Click on "Install" and "Accept" to download and install TeamAPP on your phone.






How to install and join TeamAPP

3. Open Team App and tap on "Sign up". Remember to fill in all the required information, especially name and surname.



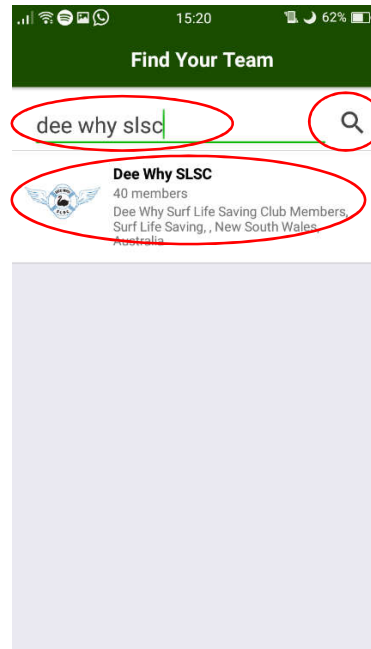
4. Go to your e-mail, find the TeamApp email and click on "Confirm Registration"






How to install and join TeamAPP

5. Open Team App and tap on “**Log In**”
6. Tap on “**SEARCH FOR YOUR TEAM**” (top left corner)
7. Type “**DEE WHY SLSC**” and tap on the **magnifying lens**.
8. Tap on the “**Dee Why SLSC**” logo



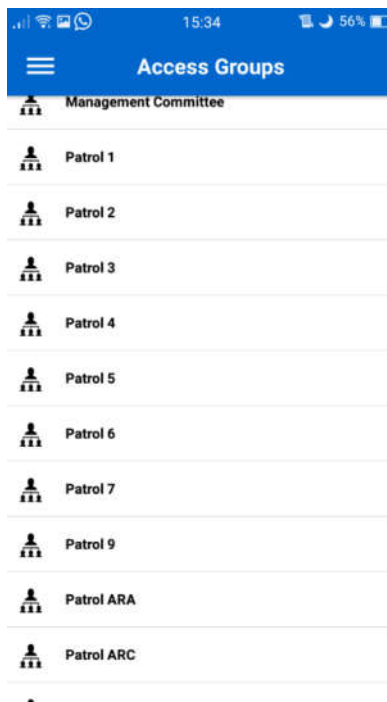
9. Tap on “**Become a member of this team app (tap here)**”





How to install and join TeamAPP

10. Roll down, tap on **“patrolling member”** insert your patrol and tap on **“SEND”**



11. Tap on **“your patrol number”**, fill the reason, click on and click on **“SEND”**

